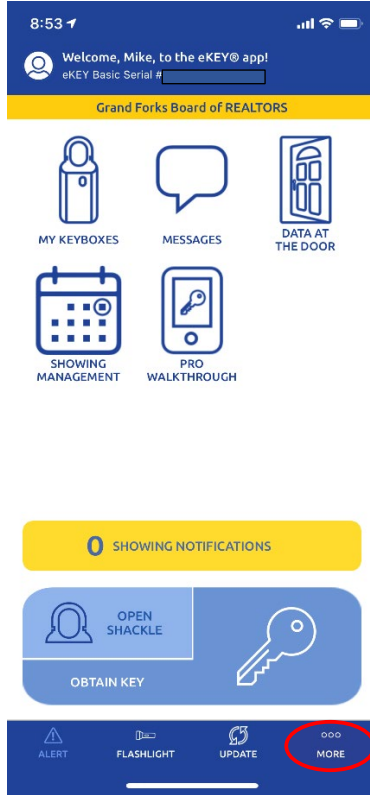


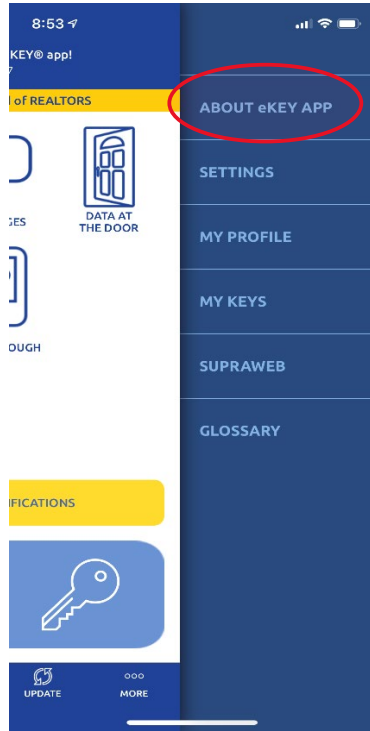
Get Emergency Update Code

An emergency update code is required if your eKEY app has not connected to the Supra eKEY network for more than 24 hours or if there has been a Supra system outage. The number of emergency update codes that can be requested consecutively is limited.

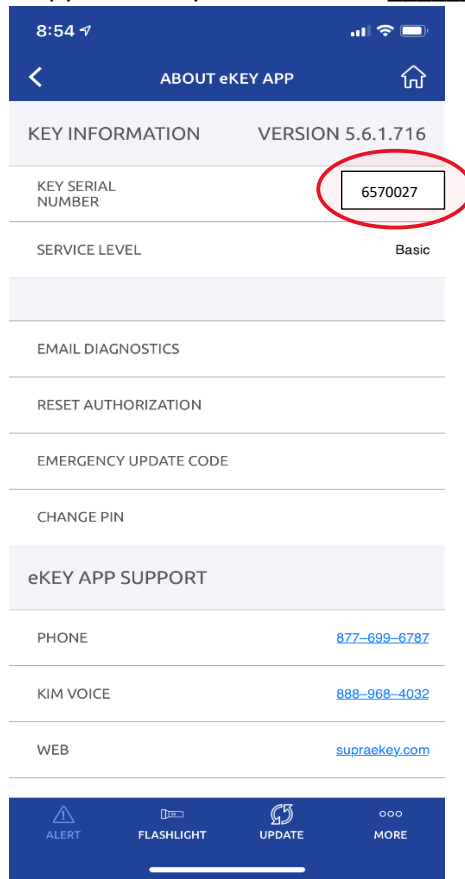
1. Open the Supra eKEY app and select More.



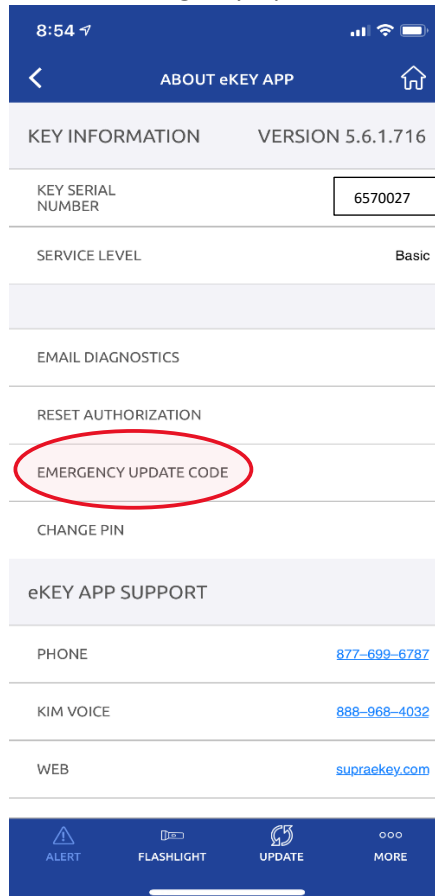
2. Select About eKEY App.



3. Write down or copy **YOUR** Key Serial Number _____.



4. Select Emergency Update Code.



5. Select 2. <https://supraweb.suprakim.com>

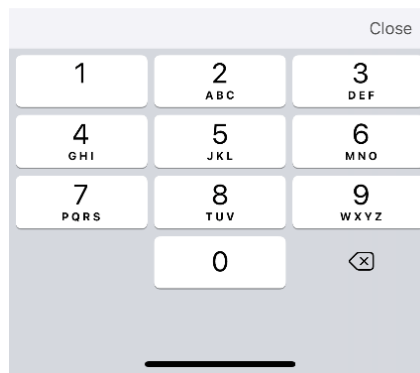


Please enter the update code.

UPDATE CODE

Get an Update Code from one of the following:

1. Your system administrator.
2. <https://supraweb.suprakim.com>
3. Call 1-888-968-4032

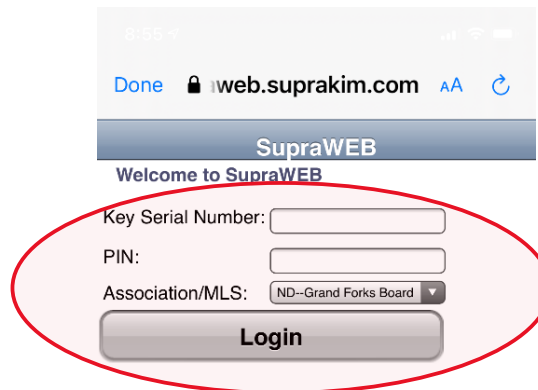


6. Enter **YOUR** Key Serial Number that you wrote down or copied on step 3.

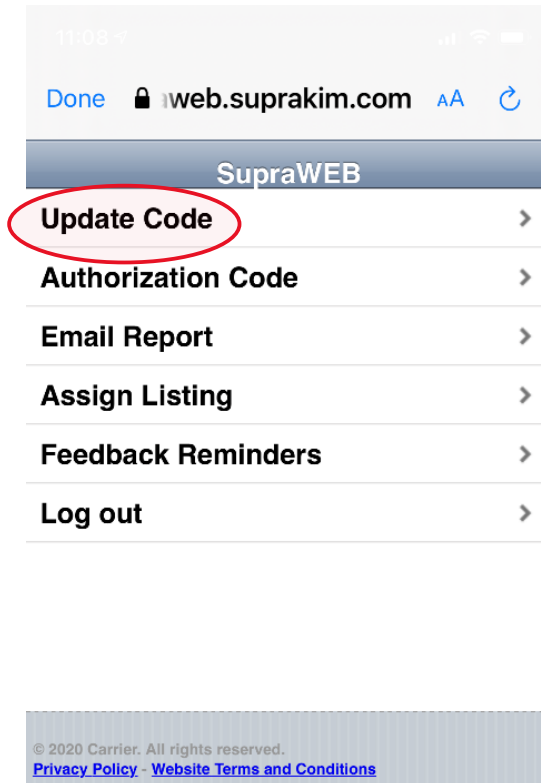
7. Enter **YOUR** Pin number. Same # you use when opening a lockbox.

8. Select Association/MLS = ND--Grand Forks Board.

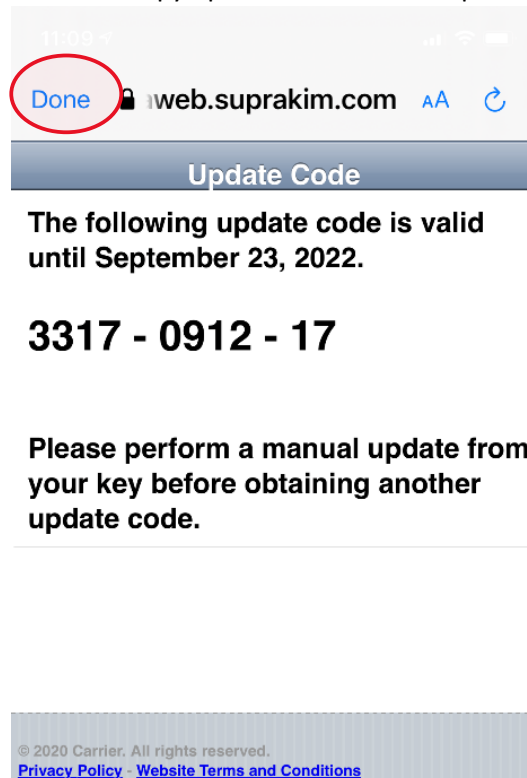
9. Press Login.



10. Press Update Code.



11. Write down or copy update code and then press Done.



12. Enter update code from step #11.

8:54

EMERGENCY UPDATE CODE

Please enter the update code.

UPDATE CODE

Get an Update Code from one of the following:

1. Your system administrator.
2. <https://supraweb.suprakim.com>
3. Call 1-888-968-4032

Close

1 2 3
ABC DEF

4 5 6
GHI JKL MNO

7 8 9
PQRS TUV WXYZ

0

13. Press Update.

12:50

EMERGENCY UPDATE CODE

Please enter the update code.

UPDATE CODE

3317091217

UPDATE

Get an Update Code from one of the following:

1. Your system administrator.
2. <https://supraweb.suprakim.com>
3. Call 1-888-968-4032

Close

1 2 3
ABC DEF

4 5 6
GHI JKL MNO

7 8 9
PQRS TUV WXYZ

0